



Positively Impacting Lives Through Advocacy

Dignity Alliance Massachusetts
March 9, 2022
Jessica Costantino
Director of Advocacy
AARP Massachusetts

AARP ACROSS THE NATION AND IN MASSACHUSETTS

AARP is the nation's largest nonprofit, nonpartisan organization dedicated to empowering people 50 and older to choose how they live as they age. With a nationwide presence and nearly 38 million members, AARP strengthens communities and advocates for what matters most to families: health security, financial stability and personal fulfillment. AARP also produces the nation's largest circulation publications: AARP The Magazine and AARP Bulletin. To learn more, visit www.aarp.org, www.aarp.org/espanol or follow @AARP, @AARPenEspanol and @AARPadvocates, @AliadosAdelante on social media.

In the Commonwealth of Massachusetts, AARP has more than 750,000 members; 9 staff and hundreds of volunteers. AARP's work is at the federal, state and local levels.



AARP PURPOSE, VISION & VALUES

Our Purpose

Empower people to choose how they live as they age.

Our Vision



A society in which all people live with dignity and purpose and fulfill their goals and dreams.

Our Values

Our values — Impact, Innovation, Humanity, Empowerment, Honesty — express what we stand for and what we believe. They reflect how we treat each other as well as those we serve.



WHAT DO POLICYMAKERS SEE?



HOW AN IDEA BECOMES A LAW



HOW A BILL BECOMES A LAW IN MASSACHUSETTS

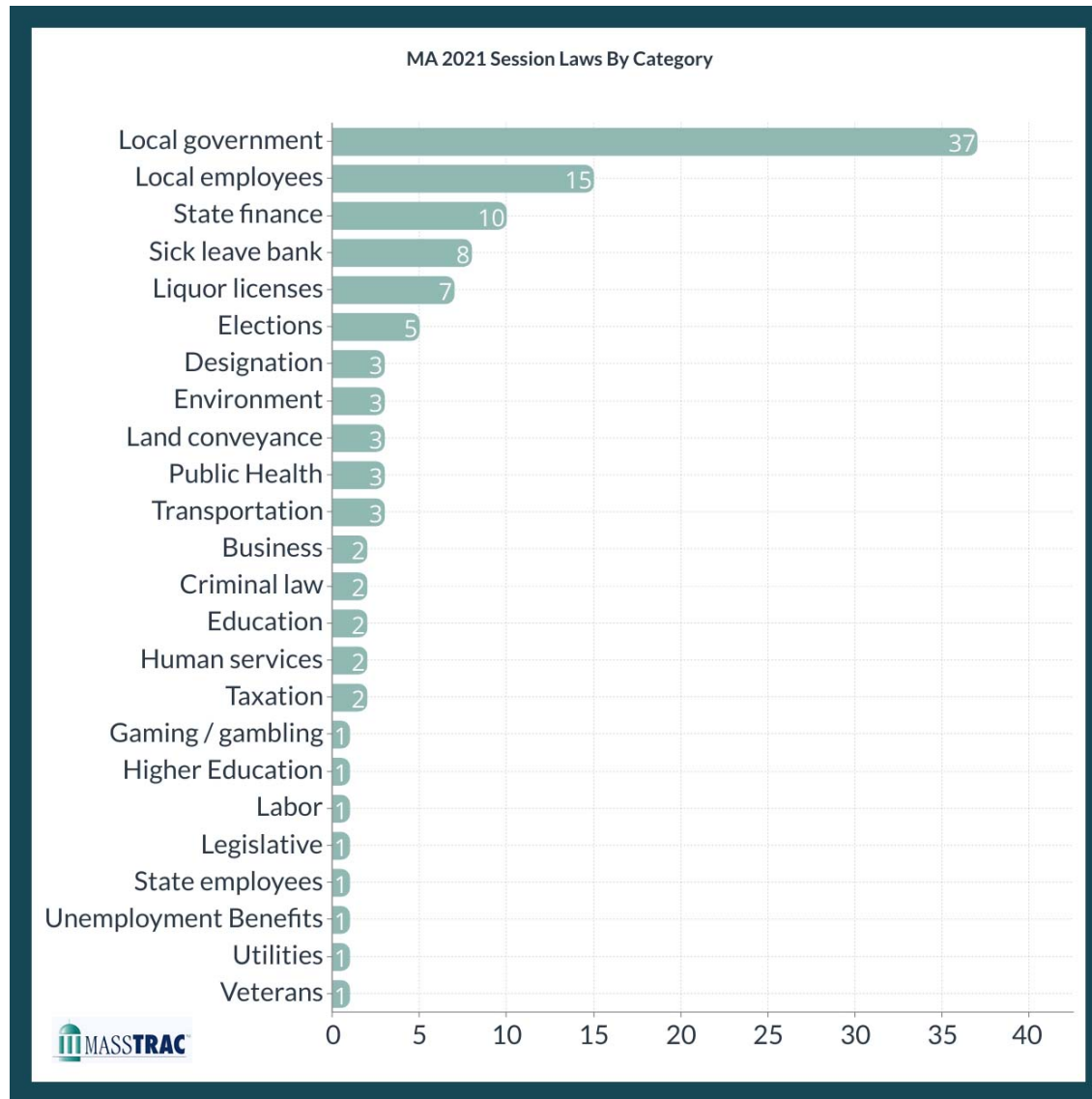
1. AN IDEA EMERGES
2. PETITION IS FILED
3. HEARING IS HELD AND TESTIMONY HEARD
4. COMMITTEE REPORT DIRECTS THE MEASURE'S PATH - REJECTION OR ON TO FIRST READING AND SECONDARY COMMITTEE
5. BILL READ A SECOND TIME, DEBATE BEGINS
6. BILL PROCEEDS TO THE COMMITTEE ON BILLS IN THE THIRD READING
7. BILL IS REVIEWED BY THE COMMITTEE ON BILLS IN THE THIRD READING
8. BILL READ A THIRD TIME, FLOOR DEBATE CONTINUES
9. BILL PASSED TO BE ENGROSSED BY ONE LEGISLATIVE BRANCH
10. SECOND LEGISLATIVE BRANCH CONSIDERS BILL
11. AMENDMENTS PRODUCE CONFLICTING VERSIONS
12. BILL ENACTED AND SENT TO GOVERNOR
13. THE IDEA BECOMES LAW

<https://malegislature.gov/ClerksOffice/Senate>

MASSACHUSETTS LEGISLATION INTRODUCED AND COMPLETED

| 192nd General Court | 7210 | 139 |
|----------------------------|-------------|------------|
| 191st General Court | 8218 | 505 |
| 190th General Court | 7723 | 605 |
| 189th General Court | 7302 | 607 |
| 188th General Court | 6947 | 687 |
| 187th General Court | 7007 | 650 |
| 186th General Court | 6437 | 163 |

LAWS BY CATEGORY – AS OF JANUARY 6, 2021



Source: MassTrac

BILLS INTRODUCED AND PASSED

| | |
|----------------------|--------|
| Colorado | 81.27% |
| Louisiana | 68.05% |
| Utah | 65.40% |
| Arkansas | 60.38% |
| North Dakota | 58.86% |
| Idaho | 57.14% |
| Tennessee | 55.29% |
| District of Columbia | 54.44% |
| Georgia | 50.14% |
| Nevada | 49.04% |
| South Dakota | 44.91% |
| Virginia | 44.65% |
| Alabama | 44.36% |
| Wyoming | 39.46% |
| Delaware | 38.68% |
| Rhode Island | 35.62% |
| Kentucky | 35.21% |
| Texas | 34.56% |
| Maine | 34.42% |
| Washington | 34.08% |
| Ohio | 33.08% |
| Indiana | 32.61% |
| Maryland | 32.61% |
| South Carolina | 31.08% |
| Nebraska | 31.07% |
| Vermont | 29.24% |
| Oregon | 28.34% |
| Arizona | 24.46% |
| New Hampshire | 20.77% |
| Oklahoma | 20.16% |
| New Mexico | 19.98% |
| Kansas | 18.62% |
| Montana | 18.53% |
| Mississippi | 17.99% |
| West Virginia | 17.02% |
| New York | 14.42% |
| Illinois | 12.40% |
| Hawaii | 11.79% |
| Michigan | 11.67% |
| Connecticut | 11.15% |
| Alaska | 11.01% |
| Florida | 9.93% |
| Wisconsin | 9.85% |
| Iowa | 9.46% |
| California | 9.00% |
| North Carolina | 7.56% |
| New Jersey | 4.16% |
| Pennsylvania | 4.08% |
| Missouri | 2.75% |
| Minnesota | 1.22% |
| Massachusetts | 0.41% |

Which state passed the
**lowest percentage
of bills relative to the
number they filed?**
Massachusetts 0.41%

Data collected from January 1, 2021 - August 25, 2021

Data courtesy of
FiscalNote

Source: MassTrac

AARP[®]
Massachusetts

SPINNING PLATES WITH THE MASSACHUSETTS BUDGET

- Massachusetts State Budget passes every year
- One of the most important bills passed every year
- July 1 start



- Funding for important programs and services
- Outside section – new policies, not necessarily budget related

HOW MUCH TIME DO WE REALLY HAVE IN MA?



730 (Total Days)

522 (-Weekends)

498 (-Holidays)

345 (-Formal Sessions Deadline)

192nd Massachusetts General Court
January 6, 2021 – January 4, 2023

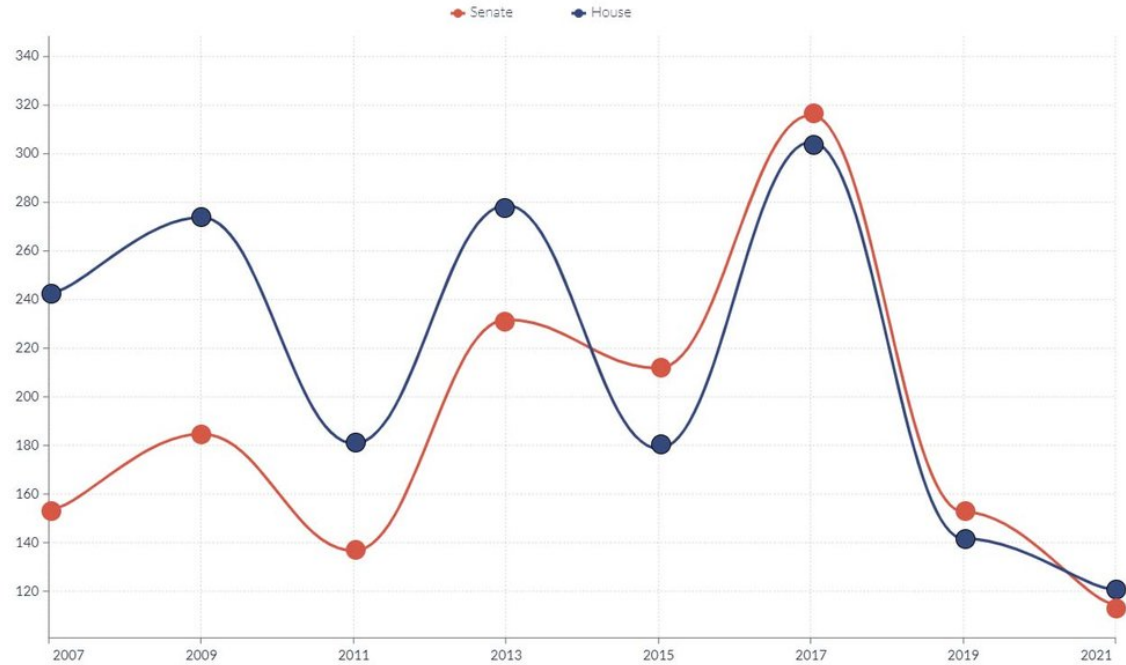
KEY LEGISLATIVE DATES



<https://malegislature.gov/ClerksOffice/House/Deadlines>

ROLL CALL VOTES

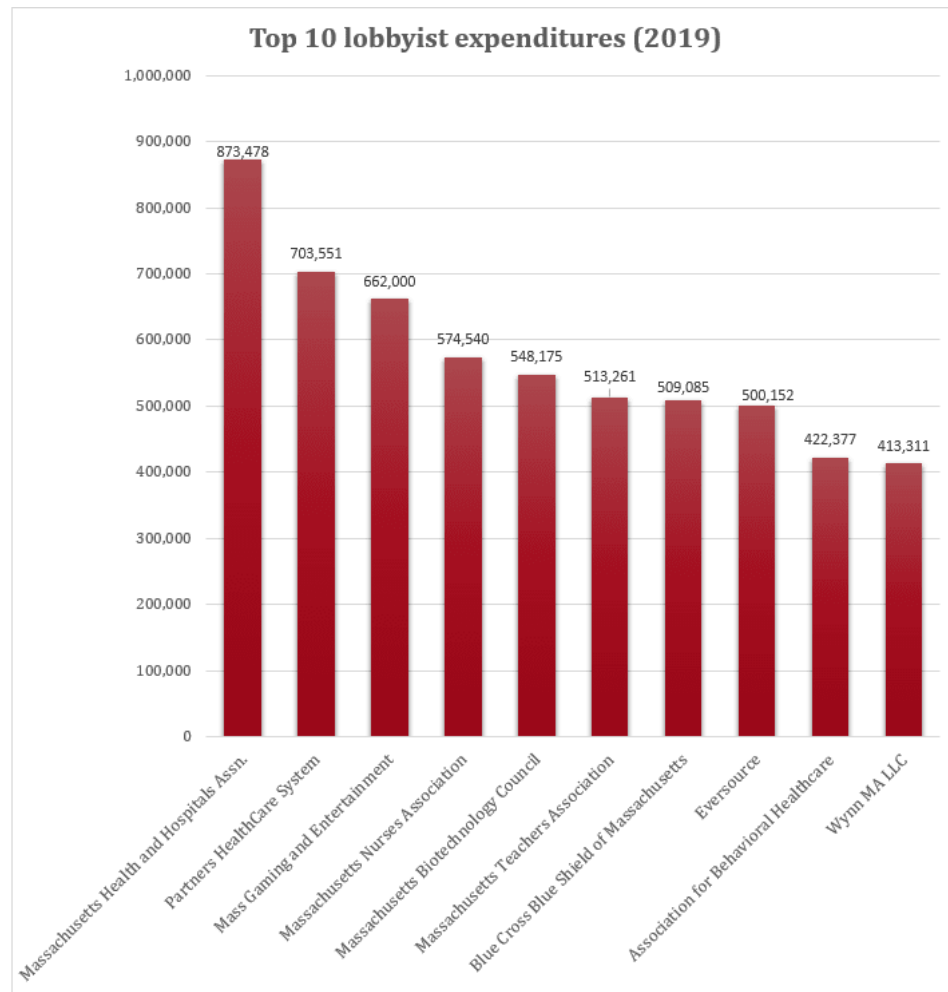
First Year Roll Call Votes



| | 2007 | 2009 | 2011 | 2013 | 2015 | 2017 | 2019 | 2021 |
|--------|------|------|------|------|------|------|------|------|
| Senate | 154 | 185 | 137 | 232 | 212 | 316 | 153 | 115 |
| House | 243 | 274 | 181 | 279 | 179 | 305 | 142 | 121 |

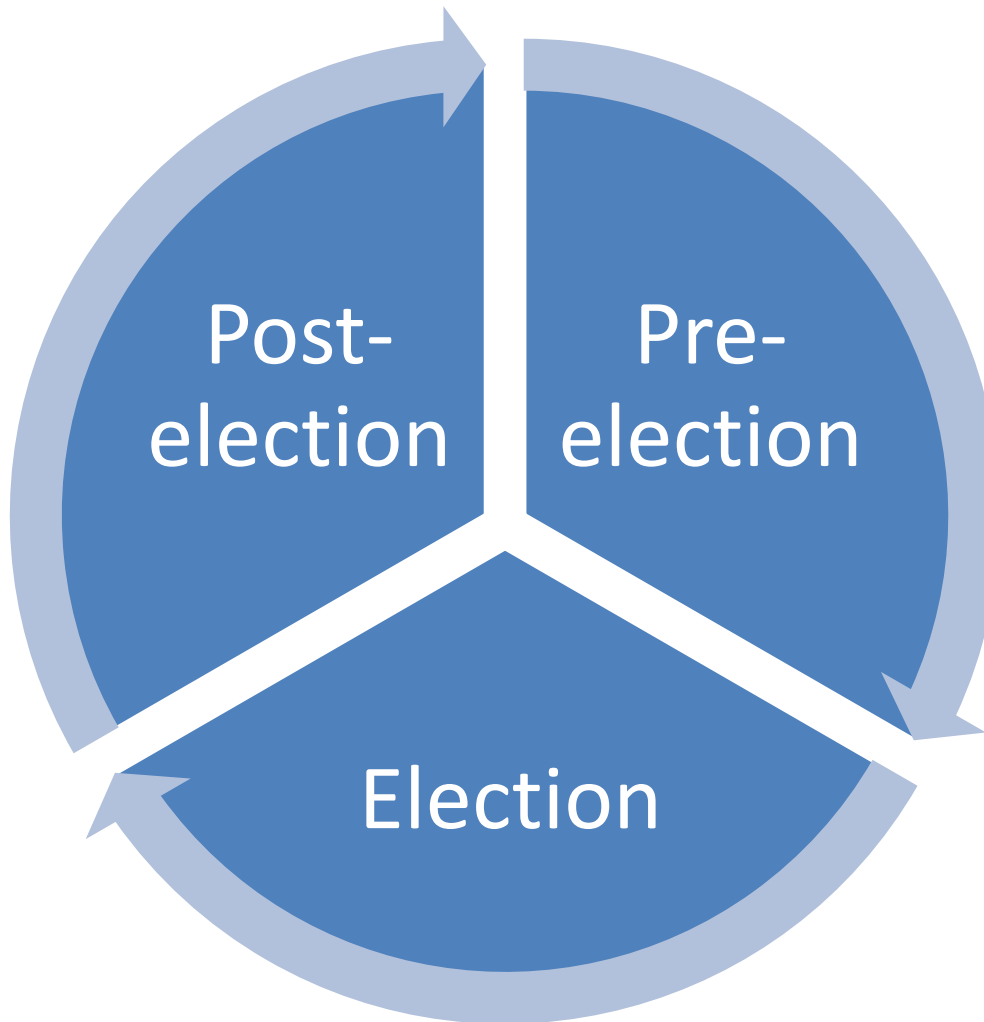
Source: MassTrac

TOP 10 LOBBYIST EXPENDITURES



Source: Secretary of State's office

INTERCONNECTED AND PART OF A CYCLE



- Goals Setting
- Strategy Development
- Planning
- Training
- Budgeting



Think
Strategically
Before You
Act Tactically

CITIZENS' LEGISLATIVE SEMINAR

The Citizens' Legislative Seminar (CLS) is a citizen program, organized by the Senate Office of Education and Civic Engagement, which aims to better educate the public on the functions of the Massachusetts State Legislature. CLS was originally established in 1976 through a joint effort of the Massachusetts State Senate and the University of Massachusetts, Boston. This seminar is offered twice a year, Spring and Fall.

<https://malegislature.gov/StateHouse/EducationalOpportunities/CitizensLegislativeSeminar>

Thank You!

Jessica Costantino
Director of Advocacy
AARP Massachusetts

617.305.0538
jcostantino@aarp.org

